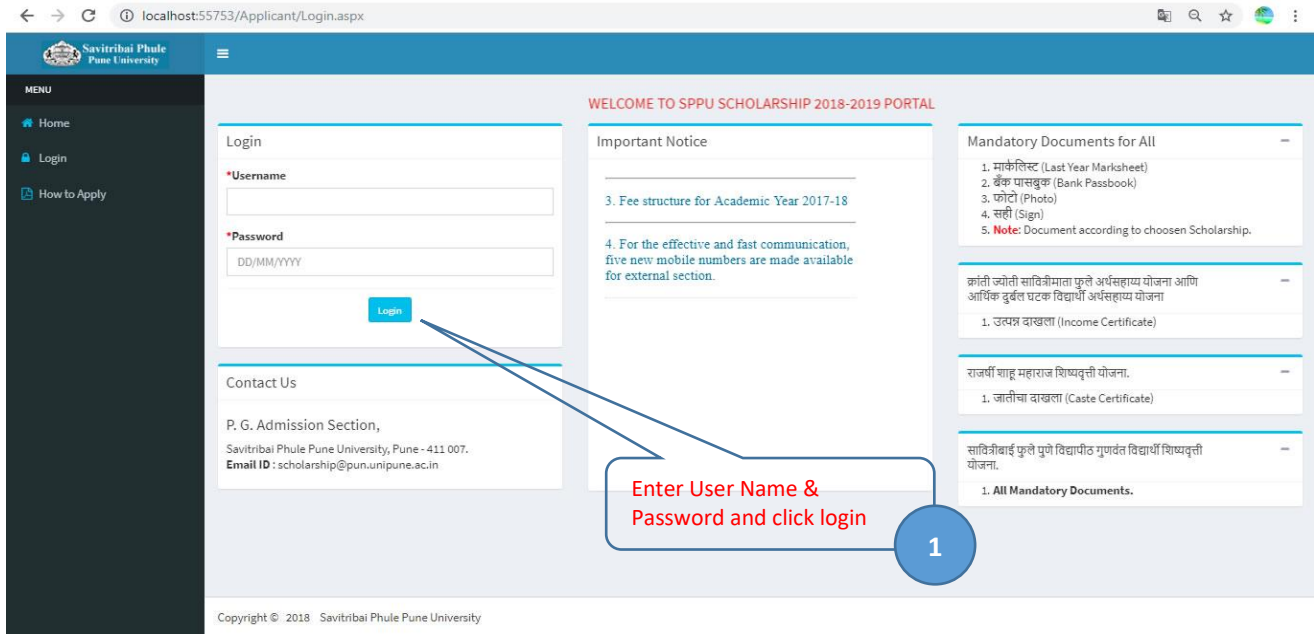


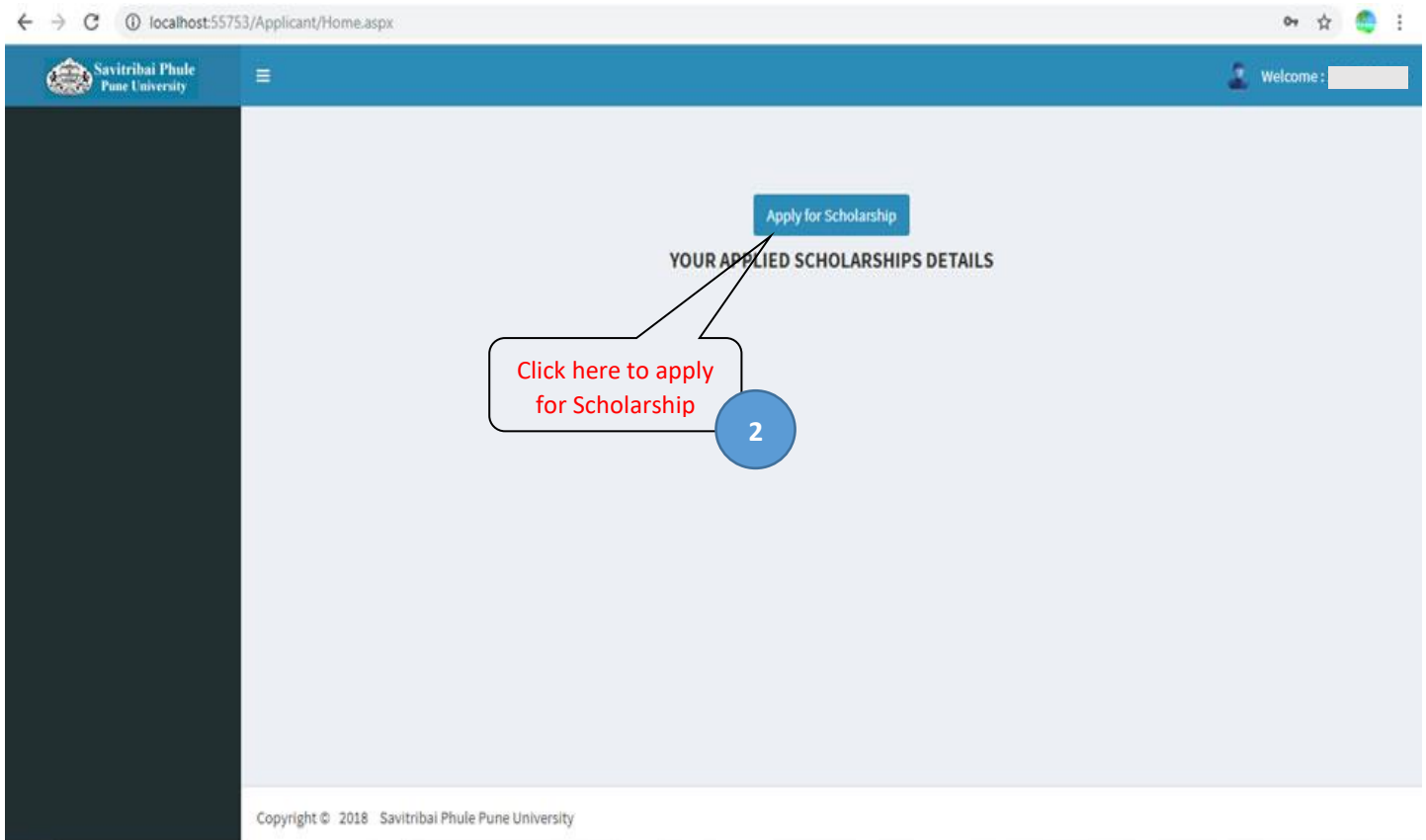
USER MANUAL

1. Enter User Name (your Eligibility No.) & Password (your DOB)



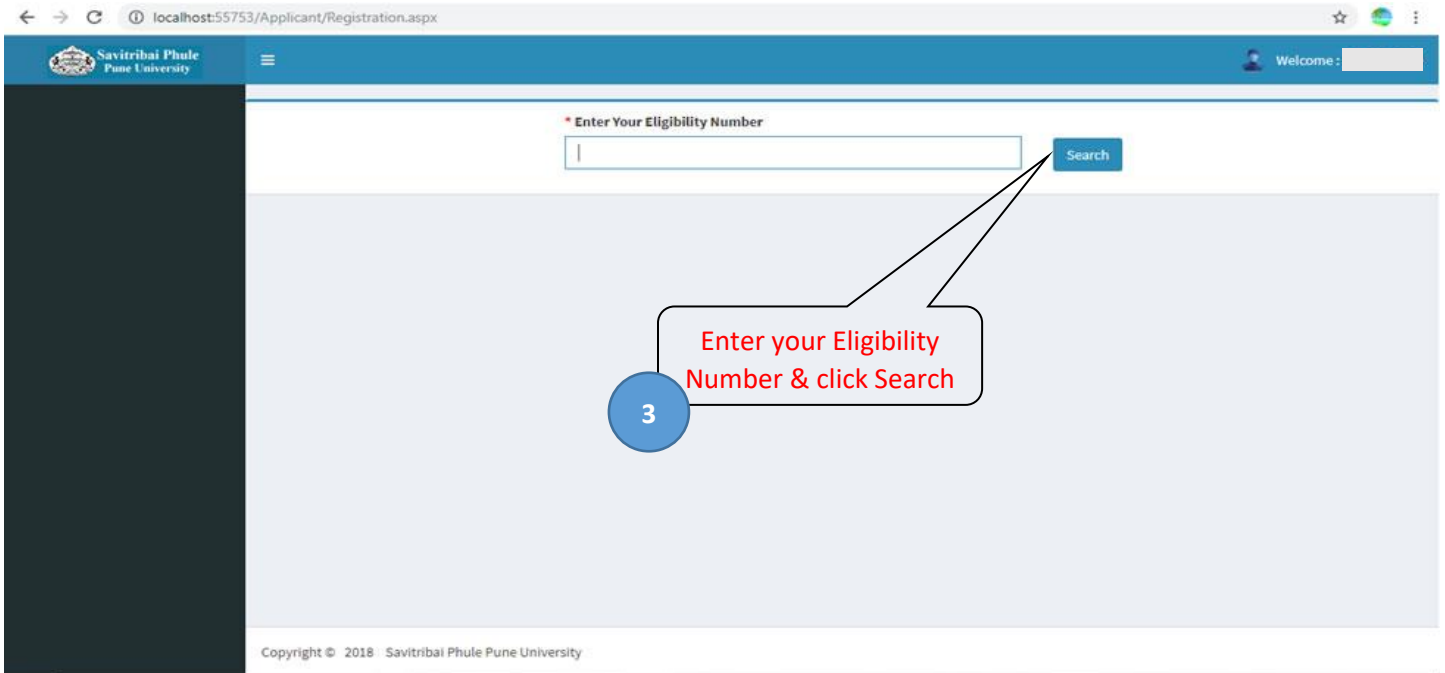
The screenshot shows the login page of the SPPU Scholarship 2018-2019 Portal. The browser address bar shows 'localhost:55753/Applicant/Login.aspx'. The page features a dark blue header with the university logo and name. A left sidebar menu contains 'Home', 'Login', and 'How to Apply'. The main content area is titled 'WELCOME TO SPPU SCHOLARSHIP 2018-2019 PORTAL' and includes a 'Login' form with fields for '*Username' and '*Password' (format DD/MM/YYYY) and a 'Login' button. A callout box with a blue circle containing the number '1' points to the 'Login' button, with the text 'Enter User Name & Password and click login'. Other sections include 'Important Notice' with a fee structure for 2017-18 and a notice about mobile numbers, and 'Mandatory Documents for All' listing requirements like Last Year Marksheet, Bank Passbook, Photo, and Sign. A 'Contact Us' section provides the P.G. Admission Section details.

2. After Login successfully click to “Apply for scholarship”

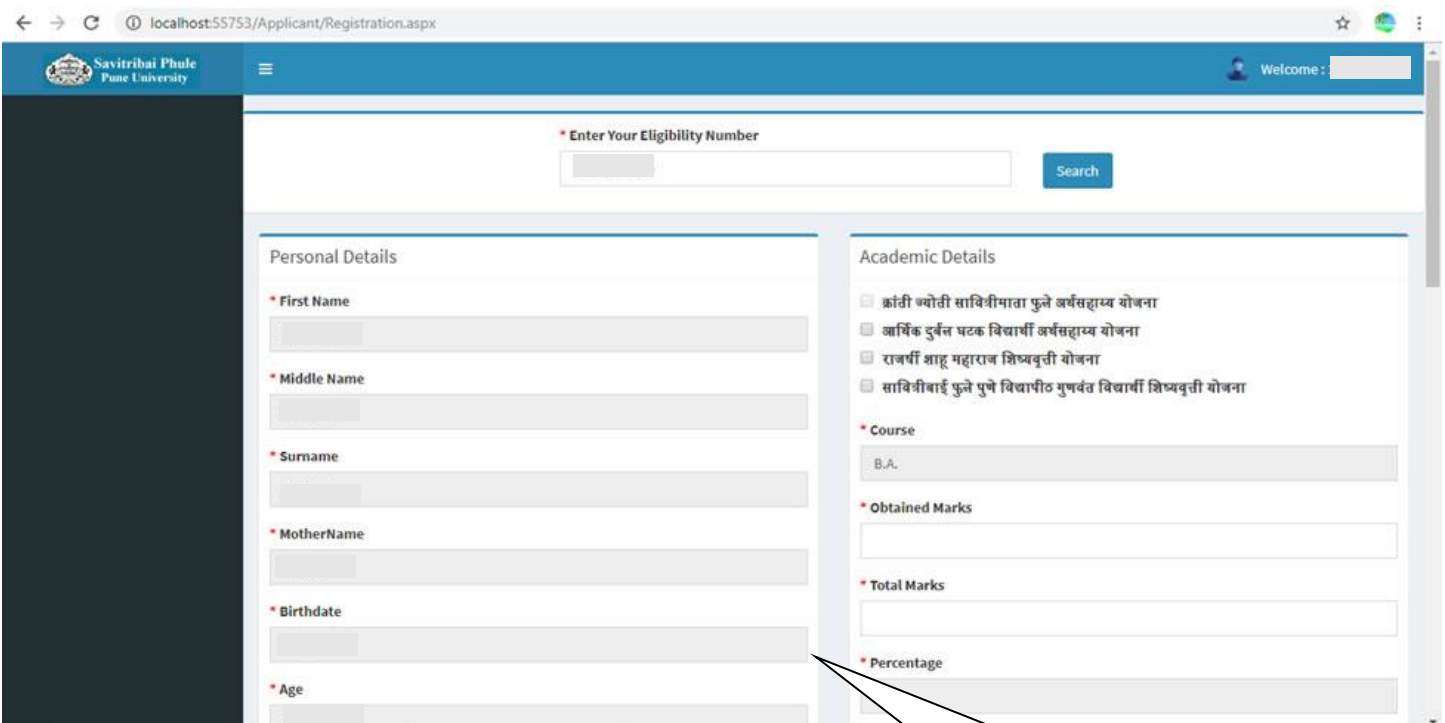


The screenshot shows the home page of the SPPU Scholarship 2018-2019 Portal after a successful login. The browser address bar shows 'localhost:55753/Applicant/Home.aspx'. The page features a dark blue header with the university logo and name, and a 'Welcome : [User Name]' message. A left sidebar menu contains 'Home', 'Login', and 'How to Apply'. The main content area is titled 'YOUR APPLIED SCHOLARSHIPS DETAILS' and features a prominent blue button labeled 'Apply for Scholarship'. A callout box with a blue circle containing the number '2' points to this button, with the text 'Click here to apply for Scholarship'. The footer contains the copyright notice 'Copyright © 2018 Savitribai Phule Pune University'.

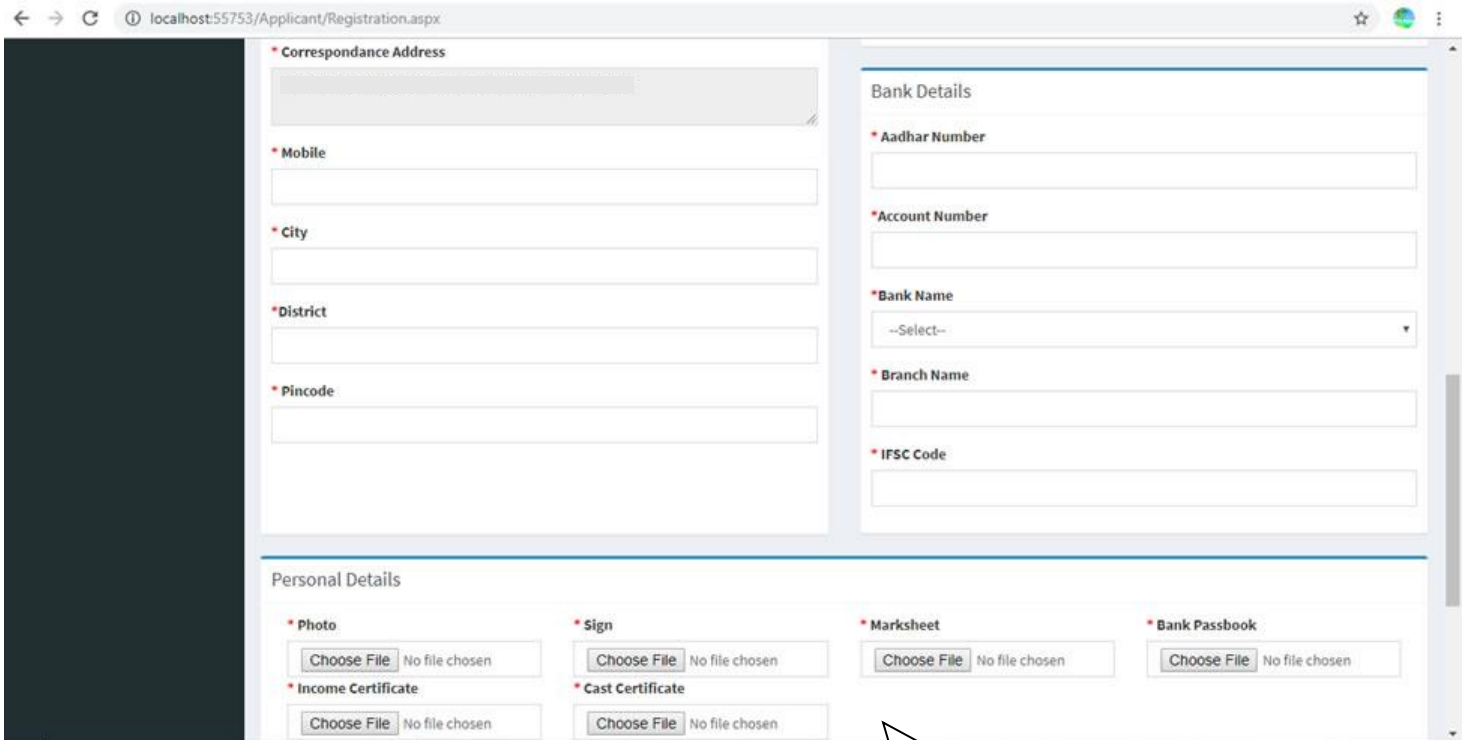
3. Enter Eligibility Number and click on search button, if eligibility number that you entered is correct Then it will open **Application Form** otherwise it will shows an error.



4. Here Candidates can fill their details.



Important Note: While uploading documents please make sure that, **Photo & Sign** should be in **.jpg** format with maximum size **150 KB** & other **“Mandatory Documents”** in **.pdf** format with maximum size **1MB**.

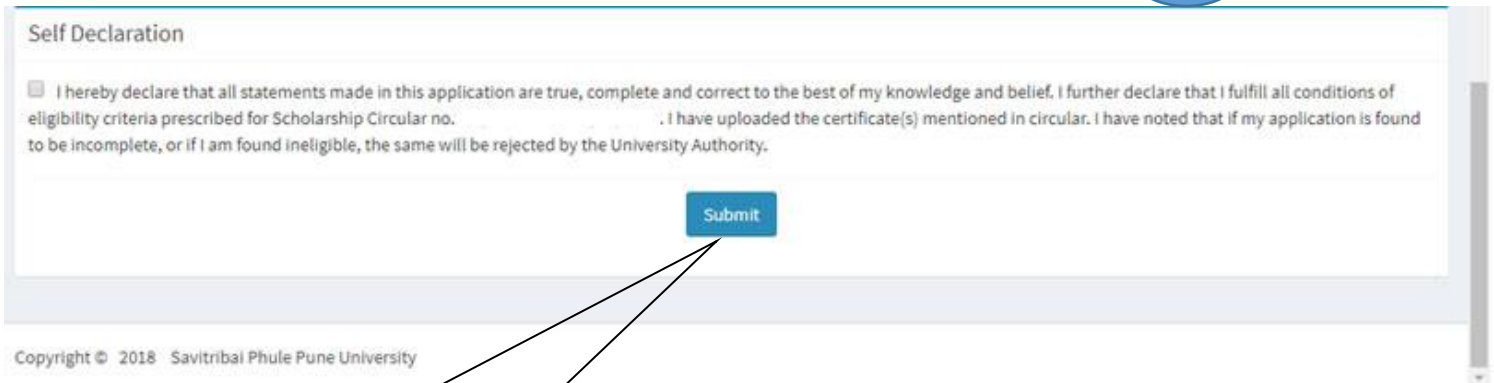


The screenshot shows a web browser window with the URL localhost:55753/Applicant/Registration.aspx. The form is divided into several sections:

- Correspondance Address:** Includes fields for Mobile, City, District, and Pincode.
- Bank Details:** Includes fields for Aadhar Number, Account Number, Bank Name (dropdown menu), Branch Name, and IFSC Code.
- Personal Details:** Includes upload buttons for Photo, Sign, Marksheet, Bank Passbook, Income Certificate, and Cast Certificate. Each button is labeled "Choose File" and "No file chosen".

Except Photo & Sign, All documents should be in .pdf format & maximum size 1MB.

4.2



The screenshot shows the "Self Declaration" section of the form. It contains a checkbox and the following text:

I hereby declare that all statements made in this application are true, complete and correct to the best of my knowledge and belief, I further declare that I fulfill all conditions of eligibility criteria prescribed for Scholarship Circular no. . I have uploaded the certificate(s) mentioned in circular. I have noted that if my application is found to be incomplete, or if I am found ineligible, the same will be rejected by the University Authority.

Below the text is a blue "Submit" button.

Please make sure that application form filled correctly & accept “Self-Declaration” then click Submit button.

4.3

localhost:55753/Applicant/Home.aspx

Savitribai Phule Pune University

Welcome : [User Name]

YOUR APPLIED SCHOLARSHIPS DETAILS

Name Of Applicant	Year	Course	Applied Scholarship	
	2018-2019	UG	आर्थिक दुर्बल घटक विद्यार्थी अर्थसहाय्य योजना	View
	2018-2019	UG	सावित्रीबाई फुले पुणे विद्यापीठ गुणवंत विद्यार्थी शिष्यवृत्ती योजना	View

[Print](#)

Click view and following windows will open

5.1

Copyright © 2018 Savitribai Phule Pune University

localhost:55753/Applicant/ViewDetails.aspx?Eligibility_No=+IS1dfHE2GSWE8CQriRxdz38FqnoKJvZSHJFdb4icw=&SchloarType=BOII5FUynjpi5RZJJ8nW1g==

Savitribai Phule Pune University

Welcome : [User Name]

APPLICATION FORM

PERSONAL DETAILS

Eligibility Number : [Field] Name : [Field]

MotherName : [Field]

Scholarship : आर्थिक दुर्बल घटक विद्यार्थी अर्थसहाय्य योजना

College Name : Mahatma Gandhi Vidyamandir ArtsScience and Commerce College Manmad, Addr: Manmad Tal: Nandgaon Dist: Nashik Pincode: 423104

Address : [Field]

Age : 25 Gender : FEMALE District : Solapur

State : MH Pincode : 413001 Mobile : [Field]

Category : OPEN City : Solapur BirthDate : [Field]

CourseType : UG

ACADEMIC DETAILS

Last Year Percentage : 75.00 Annual Income : 145200.0000 Course : B.Com.

BANK DETAILS

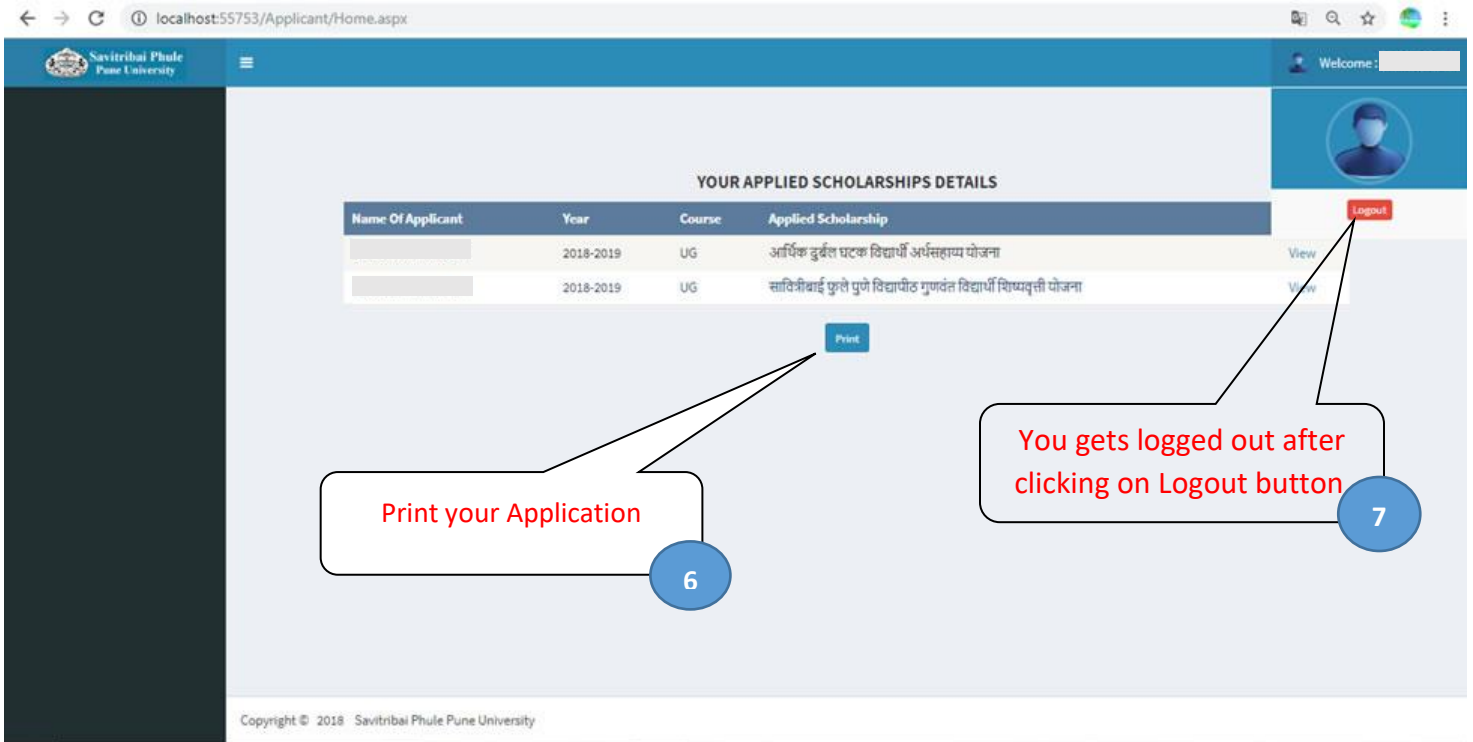
Bank Name : STATE BANK OF INDIA Branch Name : Station Road IFSC Code : SBIN0001652

Account Number : 451251251222 Aadhar Number : 201242424242

[Back](#)

Will redirects you to applied Scholarship Details

5.2



The screenshot shows a web browser window with the URL localhost:55753/Applicant/Home.aspx. The page header includes the Savitribai Phule Pune University logo and a 'Welcome:' field. The main content area is titled 'YOUR APPLIED SCHOLARSHIPS DETAILS' and contains a table with the following data:

Name Of Applicant	Year	Course	Applied Scholarship	
	2018-2019	UG	अधिक दुर्बल घटक विद्यार्थी अर्थसहाय्य योजना	View
	2018-2019	UG	सावित्रीबाई फुले पुणे विद्यापीठ गुणवंत विद्यार्थी शिष्यवृत्ती योजना	View

Below the table is a 'Print' button. To the right, there is a 'Logout' button. A callout box with the number 6 points to the 'Print' button with the text 'Print your Application'. Another callout box with the number 7 points to the 'Logout' button with the text 'You gets logged out after clicking on Logout button'. The footer contains the text 'Copyright © 2018 Savitribai Phule Pune University'.